







# WEEK 3

Year 1 is now back to learning at school as of Monday 18<sup>th</sup> October 2021. This means that the teacher will only be working with students in the classroom.

# Learning at School in Year 1 Term 4 Week 4


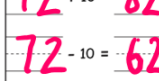



Monday 25 <sup>th</sup> October	Tuesday 26 <sup>th</sup> October	Wednesday 27 <sup>th</sup> October	Thursday 28 <sup>th</sup> October	Friday 29 <sup>th</sup> October
<p><b>Reading:</b> Read the book your teacher has posted for you on Seesaw OR read a book you have at home. Complete a lesson on <b>Reading Eggs</b>.</p>	<p><b>Reading:</b> Read the book your teacher has posted for you on Seesaw OR read a book you have at home. Complete a lesson on <b>Reading Eggs</b>.</p>	<p><b>Reading:</b> Read the book your teacher has posted for you on Seesaw OR read a book you have at home. Complete a lesson on <b>Reading Eggs</b>.</p>	<p><b>Reading:</b> Read the book your teacher has posted for you on Seesaw OR read a book you have at home. Complete a lesson on <b>Reading Eggs</b>.</p>	<p><b>Reading:</b> Read the book your teacher has posted for you on Seesaw OR read a book you have at home. Complete a lesson on <b>Reading Eggs</b>.</p>
<p><b>Writing: Country Study</b> This week we are learning to write a diary entry. You will be successful if you:</p> <ul style="list-style-type: none"> <li>• Include date/day on each diary entry</li> <li>• Use past tense when re-telling the event</li> <li>• Use pronouns such as 'I', 'we', 'our', 'my'</li> <li>• Retell an event</li> </ul> <p>Watch the story – Diary of a Spider <a href="https://www.youtube.com/watch?v=et9oHM62UF4">https://www.youtube.com/watch?v=et9oHM62UF4</a></p>  <p>This week we are going on a trip to Argentina! We will be exploring this beautiful country and writing in our diary about all the amazing experiences we have.</p>	<p><b>Writing:</b> This week we are learning to write a diary entry. You will be successful if you:</p> <ul style="list-style-type: none"> <li>• Include date/day on each diary entry</li> <li>• Use past tense when re-telling the event</li> <li>• Use pronouns such as 'I', 'we', 'our', 'my'</li> <li>• Retell an event</li> </ul> <p>Read through the information about Iguazu Falls. Today we are visiting the Iguazu Falls. Write 2-3 sentences about visiting the falls, for example</p> <ul style="list-style-type: none"> <li>• Who were you with?</li> <li>• What did you do?</li> <li>• What did you see?</li> <li>• What did you hear?</li> </ul>	<p><b>Writing:</b> This week we are learning to write a diary entry. You will be successful if you:</p> <ul style="list-style-type: none"> <li>• Include date/day on each diary entry</li> <li>• Use past tense when re-telling the event</li> <li>• Use pronouns such as 'I', 'we', 'our', 'my'</li> <li>• Retell an event</li> </ul> <p>Read through the information about Soccer. You are attending an International Soccer game between Argentina and Germany. Write 2-3 sentences about attending the game -</p> <ul style="list-style-type: none"> <li>• Who were you with?</li> <li>• What did you do?</li> <li>• What did you see?</li> <li>• What did you hear?</li> </ul>	<p><b>Writing:</b> This week we are learning to write a diary entry. You will be successful if you:</p> <ul style="list-style-type: none"> <li>• Include date/day on each diary entry</li> <li>• Use past tense when re-telling the event</li> <li>• Use pronouns such as 'I', 'we', 'our', 'my'</li> <li>• Retell an event</li> </ul> <p>Read through the information about Argentinean Food. It is dinnertime and you are attending a famous Argentinean BBQ. Write 2-3 sentences about the different food you ate.</p>	<p><b>Writing:</b> This week we are learning to write a diary entry. You will be successful if you:</p> <ul style="list-style-type: none"> <li>• Include date/day on each diary entry</li> <li>• Use past tense when re-telling the event</li> <li>• Use pronouns such as 'I', 'we', 'our', 'my'</li> <li>• Retell an event</li> </ul> <p>Read through the information about the Tango. It's your last day in Argentina and as you walk down the street you come across people dancing the tango in the streets. Write 2-3 sentences about the atmosphere, what you saw and the type of dancing.</p>

<div>Writing a Diary Entry</div> <div></div> <div>What is a diary? When we write a diary entry, we use past tense as we are re-telling an event that has already occurred. For example “I <b>went</b> to the shops and <b>ate</b> a big burger. Then we <b>drove</b> home.”</div> <div><table><tr><td>did</td><td>began</td><td>lost</td></tr><tr><td>was/were</td><td>spelt</td><td>ate</td></tr><tr><td>had</td><td>grew</td><td>broke</td></tr><tr><td>got</td><td>left</td><td>drove</td></tr><tr><td>came</td><td>forgot</td><td>flew</td></tr><tr><td>went</td><td>rode</td><td>knew</td></tr></table></div> <div>Read through the information about Argentina. Think about your first day exploring Argentina. Write 2-3 sentences about visiting La Boca and the facts you know about the country.</div> <div>Challenge: Write 4-5 sentences and use lots of adjectives to describe your experience.</div> <div>Post your writing on Seesaw.</div>	did	began	lost	was/were	spelt	ate	had	grew	broke	got	left	drove	came	forgot	flew	went	rode	knew	<div></div> <div>Challenge: Write 4-5 sentences and use lots of adjectives to describe your experience.</div> <div>Post your writing on Seesaw.</div>	<div></div> <div>Challenge: Write 4-5 sentences and use lots of adjectives to describe your experience.</div> <div>Post your writing on Seesaw.</div>	<div></div> <div>Challenge: Write 4-5 sentences and use lots of adjectives to describe your experience.</div> <div>Post your writing on Seesaw.</div>	<div></div> <div>Challenge: Write 4-5 sentences and use lots of adjectives to describe your experience.</div> <div>Post your writing on Seesaw.</div>
did	began	lost																				
was/were	spelt	ate																				
had	grew	broke																				
got	left	drove																				
came	forgot	flew																				
went	rode	knew																				
<div>Phonics &amp; Handwriting: Watch the phonics video for /ar/ like car.</div> <div>Spelling: Write out your spelling words. Copy carefully.</div> <div><table><tr><td>arm</td><td>farm</td><td>food</td></tr><tr><td>car</td><td>park</td><td>stop</td></tr><tr><td>far</td><td>spark</td><td>right</td></tr><tr><td>card</td><td>harsh</td><td>boy</td></tr></table></div>	arm	farm	food	car	park	stop	far	spark	right	card	harsh	boy	<div>Vocabulary: In the book <b>Diary of a Spider</b> we learnt a few new words. <b>Rotten</b> – when something is off or decaying.. <b>Breeze</b> – another word for wind Write a sentence for each of these words.</div>	<div>Morphology: Words with a short vowel followed by one consonant must double the consonant before adding – er. <b>For example-</b> big- bigger, hot-hotter, rub-rubber. <b>Write of some more words the follow this rule.</b></div>	<div>Spelling &amp; Handwriting: Copy this in your best handwriting. <i>Thursday 28th October</i> <i>arm car far card</i> <i>farm park spark harsh</i> <i>food stop right boy</i></div>	<div>Speaking &amp; Listening: Record yourself reading one of your diary entries out loud and post it on Seesaw.</div> <div>Spelling: Write each of your spelling words in sound boxes. For example-</div> <div><table><tr><td>ar</td><td>m</td></tr></table></div> <div><table><tr><td>f</td><td>ar</td><td>m</td></tr></table></div>	ar	m	f	ar	m	
arm	farm	food																				
car	park	stop																				
far	spark	right																				
card	harsh	boy																				
ar	m																					
f	ar	m																				

### Mathematics: Whole Number- Number of the day

This week we are doing a **number of the day** each day. This is how you need to complete this each day:

Number of the Day: <b>72</b>	Number Word: <b>seventy two</b>
Odd or Even: <b>Even</b>	More and Less: $72 + 10 = 82$ $72 - 10 = 62$
Tally it: 	Draw it: 
Show us an array: 	Halve it: <b>36 36</b>



Number of the Day: <b>29</b>	Number Word:
Odd or Even:	More and Less: $+ 10 =$ $- 10 =$
Tally it:	Draw it:
Show us an array:	Halve it:



**Addition and Subtraction**


Can you think of as many different questions as you can

### Mathematics: Whole Number- Number of the day

Number of the Day: <b>31</b>	Number Word:
Odd or Even:	More and Less: $+ 10 =$ $- 10 =$
Tally it:	Draw it:
Show us an array:	Halve it:

**Addition and Subtraction**

Can you think of as many different combinations as you can for this problem?

Number Operations	B
<b>Missing Numbers</b> $\_ + \_ + \_ = 20$ What might the missing numbers be?	
	

For example  $12 + 2 + 6 = 20$ . What other number sentences can you think of?


**Challenge:**

### Mathematics: Whole Number- Number of the day

Number of the Day: <b>68</b>	Number Word:
Odd or Even:	More and Less: $+ 10 =$ $- 10 =$
Tally it:	Draw it:
Show us an array:	Halve it:

**Addition and Subtraction**

Record as many different combinations as you can for this problem.

Number Operations	C
<b>Chocolate</b> You bought a chocolate bar and broke off some pieces to give to your friend. You are <b>left with 2 pieces</b> . 1. How many pieces did you start with? 2. How many pieces did you give to your friend?	
	

For example; The chocolate bar had 12 pieces, I broke off 10 pieces to give to my friend. Now I have 2 pieces left. What other combinations can you think of?

**Challenge:**

### Mathematics: Whole Number- Number of the day

Number of the Day: <b>40</b>	Number Word:
Odd or Even:	More and Less: $+ 10 =$ $- 10 =$
Tally it:	Draw it:
Show us an array:	Halve it:

#### Position

We are learning to follow instructions to position objects in a drawing.

Positional words tell us where something is located. We use positional words to explain where something is or to give directions to something.

The following pictures are examples of positional language, they tell us the position of the ball in relation to different objects.



### Mathematics: Whole Number- Number of the day

Number of the Day: <b>56</b>	Number Word:
Odd or Even:	More and Less: $+ 10 =$ $- 10 =$
Tally it:	Draw it:
Show us an array:	Halve it:

#### Position

We are learning to follow instructions to position objects in a drawing.

Positional words tell us where something is located. We use positional words to explain where something is or to give directions to something.

Positional words that we can use include:

inside	in the middle
outside	on
beside	above
next to	below

**for this answer?** Hint: you can use addition and subtraction For example; There were 20 french fries in the box, I ate 9 how many are left?


Number Operations

A

### French Fries

The answer is **11 French Fries**.

What might the question be?



**Challenge:**  
If I add 6 more french fries, I will have 20 all together. Can you prove if this is true or false? Explain your answer.

**Post your work on Seesaw.**  
**Complete a task on Mathletics.**

Write all the different combinations you can make for this problem:

\_\_\_\_ - \_\_\_\_ - \_\_\_\_ = 20

**Post your work on Seesaw.**  
**Complete a task on Mathletics.**

If I had 20 pieces of chocolate and I gave 6 away to a friend, I will have 11 pieces left. Can you prove if this is true or false? Explain your answer.

**Post your work on Seesaw.**  
**Complete a task on Mathletics.**



behind



in front



on



above



below  
or under

**Activity:**  
Complete the worksheet for Thursday Maths by carefully following the directions to draw a picture.

**Example:**  
Your picture might look like this after following these instructions:

1. Draw a house in the middle of the page.
2. Draw a car to the left of the house.
3. Draw a tree to the right of the house



**Post your work on Seesaw.**  
**Complete a task on Mathletics.**

in front	under
behind	left
between	right

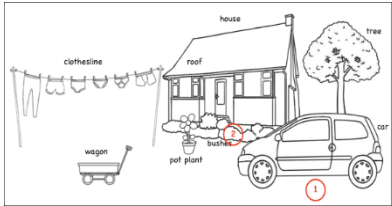
**Activity:**  
Nina’s cat has gone missing and she needs your help!

Using the worksheet for Friday Maths, write down 6 different places that Nina should look and mark them on the picture.

**Hint:** Use some of positional words in the above box to help Nina find her cat.

**Example:**  
Here is a picture of Nina’s place. You might ask Nina to:

- 1) Look under the car
- 2) Look in the bushes



**Post your work on Seesaw.**  
**Complete a task on Mathletics.**



### History: Step back in time

Watch the 'Back in time for dinner' video. This is in your activities.

When we look at home movies and television shows about the past, we can infer (work out) what life was like at that time.

Technology has changed the way we do many things. Devices like the smart phone are replacing objects we used in the past. We call these objects artefacts.

Music and dance are other things that change over time. Watch the 'dancing through the decades' video and dance. This is in your activities.

Choose an activity from life in the past. Draw it and write what is different from today.

Take a picture of your work and post it onto seesaw.

### Science & Technology:

Did you know that sound travels? As sound travels, it gets slower, meaning it takes longer to reach something further away and less time to reach something closer. When sound is made, the invisible sound waves begin to slow down and become quieter as they travel.

We are going to be testing how sound travels.

#### Materials needed:

- Two steel bowls (or steel pots or pans).

#### Instructions:

- Step 1: One person stands holding two steel bowls. You stand close to the person. The person hits the bowls together with force. Listen to the sound they make.
- Step 2: Take 5 steps further away from where you were standing. The person hits the bowls together when signalled. Listen again to the sound they make.

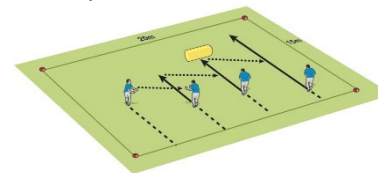


Take the afternoon to do some of the things below. This is some time just for you.

### PDHPE:

#### PE- Bouncing and Passing

With three or four family members play a game of passing. For a more challenging activity increase distance



Take a photo and post it on Seesaw.

### Creative Arts:

#### Art- Argentina



Make an artwork of the flag of Argentina. You could use paint, paper collage, crayons or pencils. Be creative!


#### Dance

Watch the video of how to dance the tango.

Practice the tango with one of your teddy bears.

<https://www.youtube.com/watch?v=Vhfx2D7Q0qI>



 <p><b>FAIR FOCUS: ALWAYS SAFE-</b> This week the FAIR focus is Always Safe- Be sun safe, wear your school hat. List all the ways to be sun safe.</p> <p><b>Post your work on Seesaw.</b></p>	<ul style="list-style-type: none"> <li>• Step 3: Take a further 10 steps away from where you were just standing. The person hits the bowls together when signalled. Listen again to the sound they make.</li> <li>• Step 4: Take a further 15 steps away from where you were just standing. The person hits the bowls together when signalled. Listen again to the sound they make.</li> </ul> <p><b><u>Observations:</u></b> After completing the experiment, think about these questions.</p> <ul style="list-style-type: none"> <li>- What happened when you went further away from the bowls?</li> <li>- Did the sound match with the bowls hitting together?</li> </ul> <p>Write down your observations and answers to these questions. <b>Post your work onto Seesaw.</b></p>			
---	---	--	--	--

Number of the Day:
72
Odd or <b>Even</b>

Tally it:

Show us an array:
Double it:
$72 + 72 = 144$

Number Word:
seventy two

More and Less:
$72 + 10 = 82$ $72 - 10 = 62$

Draw it:
Halve it:
<b>(36)</b> <b>(36)</b>

70	71	72	73	74
----	----	----	----	----

Number of the Day:
29
Odd or Even

Tally it:

Show us an array:
Double it:

Number Word:

More and Less:
$+ 10 =$ $- 10 =$

Draw it:
Halve it:

--	--	--	--	--

# Number of the day

Number of the Day:
31
Odd or Even

Tally it:

Show us an array:
Double it:

--	--	--	--

Number Word:

More and Less:
$+ 10 =$ $- 10 =$

Draw it:
Halve it:

Number of the Day:
68
Odd or Even

Tally it:

Show us an array:
Double it:

--	--	--	--

Number Word:

More and Less:
$+ 10 =$ $- 10 =$

Draw it:
Halve it:

Number of the Day:

40

Odd or Even

Tally it:

Show us an array:

Double it:

Number Word:

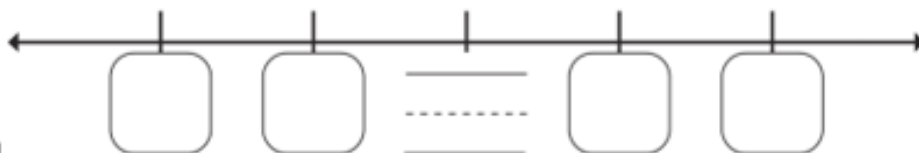
More and Less:

+ 10 =

- 10 =

Draw it:

Halve it:



Number of the Day:

56

Odd or Even

Tally it:

Show us an array:

Double it:

Number Word:

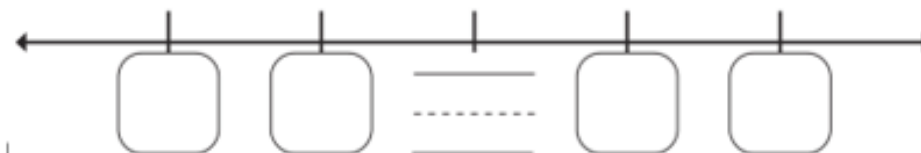
More and Less:

+ 10 =

- 10 =

Draw it:

Halve it:





# French Fries

The answer is 11 French Fries.


What might the question be?



# Missing Numbers

$$\underline{\quad} + \underline{\quad} + \underline{\quad} = 20.$$

What might the missing numbers be?



# Chocolate

You bought a chocolate bar and broke off some pieces to give to your friend. You are left with 2 pieces.

1. How many pieces did you start with?
2. How many pieces did you give to your friend?



## Thursday Maths

### Position


We are learning to follow instructions to position objects in a drawing.

Follow the instructions to draw the objects in their correct position. You can draw your picture on the next page.

- 1) Draw a swing set with 3 swings in the middle of the page.
- 2) Draw a tall tree on the left side of the swings.
- 3) Draw a slide on the right side of the swings.
- 4) Draw a sun above the swings, on the right side.
- 5) Draw 3 clouds to the left of the sun.
- 6) Draw a wagon in front of the slide.
- 7) Draw a ball inside the wagon.
- 8) Draw long grass under the tree.
- 9) Draw a dog behind the long grass.
- 10) Draw a butterfly between the swings and the slide.
- 11) Draw 4 apples on the tree.
- 12) Draw a boy on the left swing, a girl on the right swing and a bird on the middle swing.

## Thursday Maths

Draw your picture on this page.



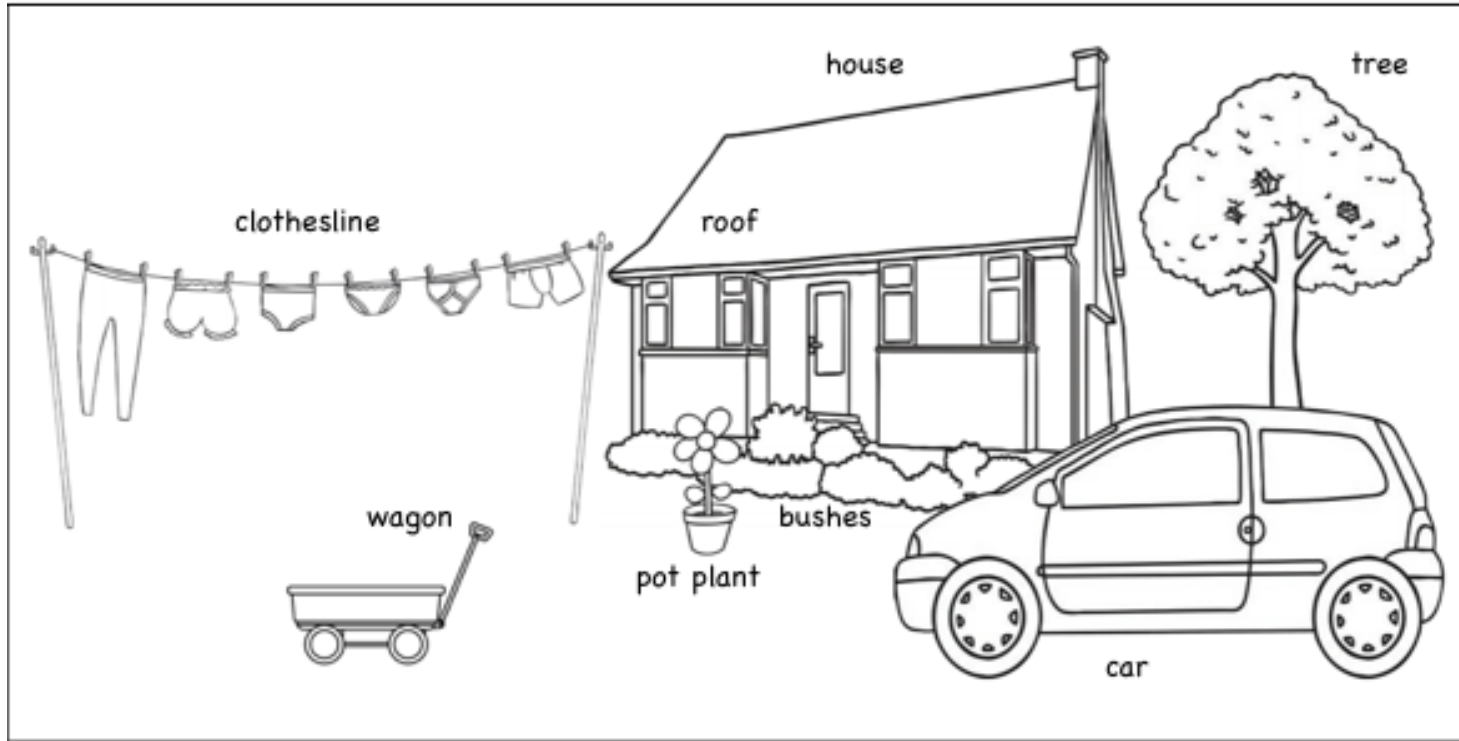
## Friday Maths Position

## Position

Nina's cat has gone missing and she needs your help! Where could her cat be?

Using positional words, write down six different places that she should look and mark them on the picture.

For example: Look under the car.



### Positional Words

inside  
outside  
beside  
next to  
in front  
behind  
between  
in the middle  
on  
above  
below  
under  
left  
right

1) Look \_\_\_\_\_

2) Look \_\_\_\_\_

3) Look \_\_\_\_\_

4) Look \_\_\_\_\_

5) Look \_\_\_\_\_

6) Look \_\_\_\_\_

# Wellbeing Wednesdays

Take the afternoon to do some of the fun things below. This is some time just for you!

Go to Smiling Mind and complete an activity



Do some sidewalk art using chalk




Build a Fort and have a nap inside



Play a board game with your family



Listen to the 'What If World' Podcast for some amazing stories




Build a Fairy Garden outside using leaves, sticks and rocks



Build a MUD Village outside by adding water to some dirt. Get dirty!



Start a passion project. What is something you really want to learn about? A musician, a type of art, outer space, a celebrity? Do some research.....read, watch videos, investigate! How will you show your learning?







5

Choose an activity from life in the past.  
Draw it and write what is different from today.



## Facts about Argentina

Argentina is a country in South America and is the second-largest country in South America and the eighth-largest country in the world. The capital city is Buenos Aires.

Spanish is the language most people speak and the official language, but many other languages are spoken.

About 46 million people live in Argentina.

The flag of Argentina consists of three horizontal lanes. The white strip contains the national emblem called the May Sun. The blue colour in the flag represents the sky, while the white colour represents the clouds in the sky.



La Boca is a city in Argentina that is famous for its colourful houses. Originally, La Boca was a shipyard. The dock workers who lived there were so poor that they built their houses using cast-away ship building materials such as planks and corrugated sheet metal. ... But there wasn't enough paint of the same color to cover an entire house, so the houses became colorful patchwork.



## Iguazu Falls

Iguazú Falls are located on the Iguazu River, between the borders of Argentina and Brazil. There are roughly 275 distinct falls, in the shape of a horseshoe, that make up Iguazú Falls, which is the largest waterfall system in the world. The word Iguazu simply means "big water". Most of the falls (around 80%) are on the Argentine side.

Watch -  
[https://www.youtube.com/watch?v=MtCBSx7TX\\_M](https://www.youtube.com/watch?v=MtCBSx7TX_M)



The most popular sport in Argentina is football (soccer), the Argentine national team has won the football World Cup twice in 1978 and 1986.

## Soccer

Argentina has 2 world famous soccer players - Diego Maradona and Lionel Messi.

During a soccer game there can be up to 50,000 people in a stadium watching. The Argentinean National Soccer team is ranked eight in the world and represent the country in World Cup Soccer, the Olympics and in the South American Football League.

## Food

Typical Argentine food consists of lots of meat. Argentine Beef is known worldwide for its full flavour and tenderness. Lunch is actually the largest meal of the whole day. Argentine people love their 'Asado' where food is typically prepared on a grill or over open fire as part of a barbecue (BBQ).



**Empanadas:** Deep-fried or baked stuffed pastry pockets with either a savoury (cheese, vegetable or minced chicken or beef meat)



**Alfajores:** sweet biscuits filled with dulce de leche cream and rolled in shredded coconut shavings.

**Dulce de Leche:** literally means sweet from milk. It is thick caramel which is used in lots of Argentinean desserts.





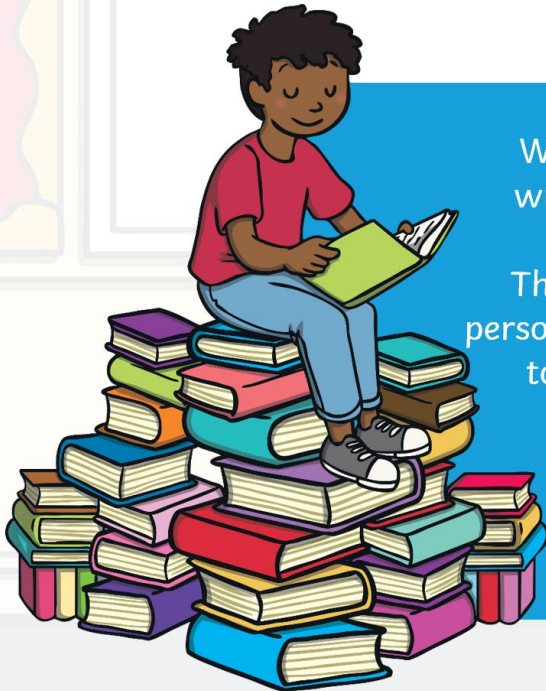
## Culture – The Tango

The Tango is a dance which was created in Buenos Aires, Argentina. Argentine tango is danced in an embrace that can vary from very open, in which leader and follower connect at arm's length, to very closed, in which the connection is chest-to-chest, or anywhere in between.

Tango dance is essentially walking with a partner and the music. Dancing appropriately to the emotion and speed of a tango is extremely important to dancing tango. A good dancer is one who transmits a feeling of the music to the partner, leading them effectively throughout the dance. Also, dancers generally keep their feet close to the floor as they walk, the ankles and knees brushing as one leg passes the other.

Watch part of the video to learn more about the Tango - <https://www.youtube.com/watch?v=l-I7O9Ocydw>

## Writing a Diary Entry



When you write a diary entry, you are writing about a day in the life of a real person or character.

The diary entry needs to sound as if the person or character has written it, so it needs to be written from their point of view.

It also needs to be exciting and interesting to read.

To get this right, just follow a few easy steps...