



Learning at Home in Kindergarten






Monday 25th October – Friday 29th October


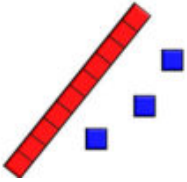
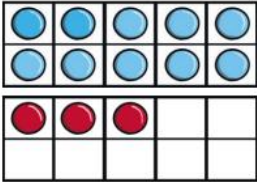
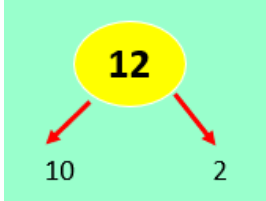


FAIR RULE: Always Safe - Be sun safe, wear your hat.

WEEK 4

Kindergarten have now been back learning at school for the past week. This means the teacher will only be working with students in the classroom.
There will be no more learning grids after this week.



Monday	Tuesday	Wednesday	Thursday	Friday
<p>English Phonemic Awareness: add a phoneme to the beginning of a word to make a new word. Practise saying each word and draw a line to match the picture. Eg /b/ + all makes ball, draw a line to the picture of a ball.</p> <div> <div>b + all</div> <div>c + all</div> <div>h + all</div> <div>t + all</div> </div>  <p>Reading: Read the decodable text at the end of the grid.</p>	<p>English Phonemic Awareness: add a phoneme to the beginning of a word to make a new word.</p> <div> <div>s + ay</div> <div>M + ay</div> <div>d + ay</div> <div>l + ay</div> </div>  <p>Reading Eggs: Complete a map on Reading Eggs.</p>	<p>English Phonemic Awareness: add a phoneme to the beginning of a word to make a new word.</p>  <p>Reading: Read the decodable text at the end of the grid.</p>	<p>English Phonemic Awareness: add a phoneme to the beginning of a word to make a new word.</p>  <p>Reading Eggs: Complete a map on Reading Eggs.</p>	<p>English Phonemic Awareness: add a phoneme to the beginning of a word to make a new word.</p>  <p>Reading: Read the decodable text at the end of the grid.</p>

<p>English FAIR Rule: <i>Always Safe - Be sun safe, wear your hat.</i></p> <p>Draw a picture and write a sentence about why it is important to be sun safe and wear your hat.</p> 	<p>English Writing: <i>We are learning to write compound sentences. I can use the word 'because' to join my sentences. I can use nouns, verbs and adjectives to build my sentence.</i></p> <p>Listen to the song 'Home Among the Gum Trees'. Sing and dance along to the song. Look at the table to learn about the word 'clothesline' and 'veranda'. Circle the nouns, verbs and adjectives in the song.</p>	<p>English Writing: <i>We are learning to write compound sentences. I can use the word 'because' to join my sentences. I can use nouns, verbs and adjectives to build my sentence.</i></p> <p>Listen to the song 'Home Among the Gum Trees'. Sing and dance along to the song. Draw a picture of your favourite part of the song. Talk about your favourite part of the song. Write about your favourite part of the song using the word 'because' to tell us why it is your favourite part.</p>	<p>English Writing: <i>We are learning to write compound sentences. I can use the word 'because' to join my sentences. I can use nouns, verbs and adjectives to build my sentence.</i></p> <p>Listen to the song 'Kookaburra Sits in the Old Gum Tree'. Sing and dance along to the song. Look at the table to learn about the word 'merry merry' and 'gum tree'. Circle the nouns, verbs and adjectives in the song.</p>	<p>English Writing: <i>We are learning to write compound sentences. I can use the word 'because' to join my sentences. I can use nouns, verbs and adjectives to build my sentence.</i></p> <p>Listen to the song 'Kookaburra Sits in the Old Gum Tree'. Sing and dance along to the song. Draw a picture of your favourite part of the song. Talk about your favourite part of the song. Write about your favourite part of the song using the word 'because' to tell us why it is your favourite part.</p>
<p>Break</p>	<p>Break</p>	<p>Break</p>	<p>Break</p>	<p>Break</p>
<p>Mathematics <u>Warm up</u> Count forwards by tens to 100. <u>Whole Number</u> We are learning how to use concrete materials to find combinations for numbers to 20, by counting on from 10.</p> 	<p>Mathematics <u>Warm up</u> Count backwards by tens from 100. <u>Whole Number</u> We are learning to find combinations for numbers to 20, by counting on from 10.</p> 	<p>Mathematics <u>Warm up</u> Identify all numerals up to 30 as well as 40, 50, 60, 70, 80, 90 and 100. <u>Whole Number</u> We are learning to find combinations for numbers to 20, by counting on from 10.</p> 	<p>Mathematics <u>Warm up</u> Find the largest number in a group of numbers selected from 1 to 20. <u>Mass</u> We are learning to identify objects that are heavy. Find objects that are heavier than the picture below.</p> 	<p>Mathematics <u>Warm up</u> Put the numbers 1-20 in order from smallest to largest. <u>Mass</u> We are learning to identify objects that are light. Find objects that are lighter than the picture below.</p> 
<p>Break</p>	<p>Break</p>	<p>Break</p>	<p>Break</p>	<p>Break</p>

Science

Speed and Direction

Speed means how fast or slow something can go.

Direction means the way something is going.

Listen to the music in the video and move your body fast and slow

https://www.youtube.com/watch?v=j24_xH5uvdA

What are some things that are fast?

What are some things that are slow?

Complete the activity below.



Fast

Slow


History

Are families in other places like mine?

Watch the video of Tom Tom.
<https://www.inquisitive.com/video/884-tom-tom>

Use the map of Australia to see where you live and where Tom Tom lives.

Draw something that Tom Tom like to do with his family.
Draw something that you like



to do with your family. Are they the same or different?

Pick an activity from the Wellbeing Wednesday sheet.



Creative Arts

Listen to the book: **Why I love Australia**

<https://www.youtube.com/watch?v=DjbQfDzDjhm>

The Boab Tree is found in Western Australia. Use the template below to design your own Boab Tree like in the book.



PDHPE

Kicking Skills

Warm up your body by running as fast as you can for 30 seconds!

We are practicing our kicking skills. Go outside with a ball and practice kicking it against a wall or with your somebody. If you don't have a ball, you can try scrunching up pieces of paper into a ball.



Monday: Phonemic Awareness

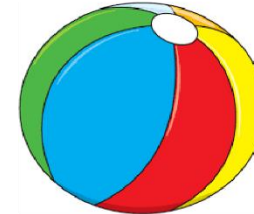
Blend the phonemes together. What new word do you make? Draw a line to the picture. Practise blending these together when you are finished.

b + all

c + all

h + all

t + all



Draw a picture and write a sentence about why you should be sun safe and wear a hat.



Four horizontal lines for writing a sentence.

Monday Maths: Count forward by 10s. Practise at least 3 times.

10

20

30

40

50

60

70

80

90

100

Monday Maths: How many tens and ones are there? How many altogether? Look at the example in the blue box, then try the others by yourself.

This is called a tens.

You don't need to count every square.

There are 10 little squares in each.

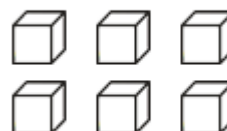
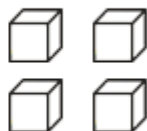

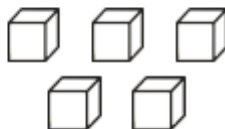


These are ones.

Here we have 3 ones.



If I put 10 in my head and add the 3 ones I have 13 altogether.



Monday Science:

Draw some things that are fast	Draw some things that are slow

Tuesday: Phonemic Awareness

Blend the phonemes together. What new word do you make? Draw a line to the picture. Practise blending these together when you are finished.

s + ay

M + ay

d + ay

l + ay



May 2021

Sunday	Monday	Tuesday	Wednesday	Thursday	Friday	Saturday
2	3	4	5	6	7	8
9	10	11	12	13	14	15
16	17	18	19	20	21	22
23	24	25	26	27	28	29
30	31					



Tuesday Writing

Circle the nouns, verbs, and adjectives in the song.

Circle all the nouns in **yellow**. A noun is a person, animal, place, or thing. E.g., Possums

Circle all the verbs in **green**. A verb is a doing word. E.g., cooking



Circle all the adjectives in **red**. An adjective is a describing word. E.g., old

Home Among the Gum Tree



I've been around the world
A couple of times or maybe more
I've seen the sights, I've had delights
On every foreign shore
But when my mates all ask me
The place that I adore
I tell them right away
Give me a home among the gumtrees
With lots of plum trees
A sheep or two, a k-kangaroo
A clothesline out the back
Verandah out the front
And an old rocking chair
You can see me in the kitchen
Cooking up a roast
Or Vegemite on toast
Just you and me, a cup of tea

And later on, we'll settle down
And go out on the porch
And watch the possums play
There's a Safeways up the corner
And a Woolies down the street
And a brand new place they've opened up
Where they regulate the heat
But I'd trade them all tomorrow
For a little bush retreat
Where the kookaburras call
Some people like their houses
With fences all around
Others live in mansions
And some beneath the ground
But me I like the bush you know
With rabbits running round
And a pumpkin vine out the back

Read the table to learn about the words from the song.

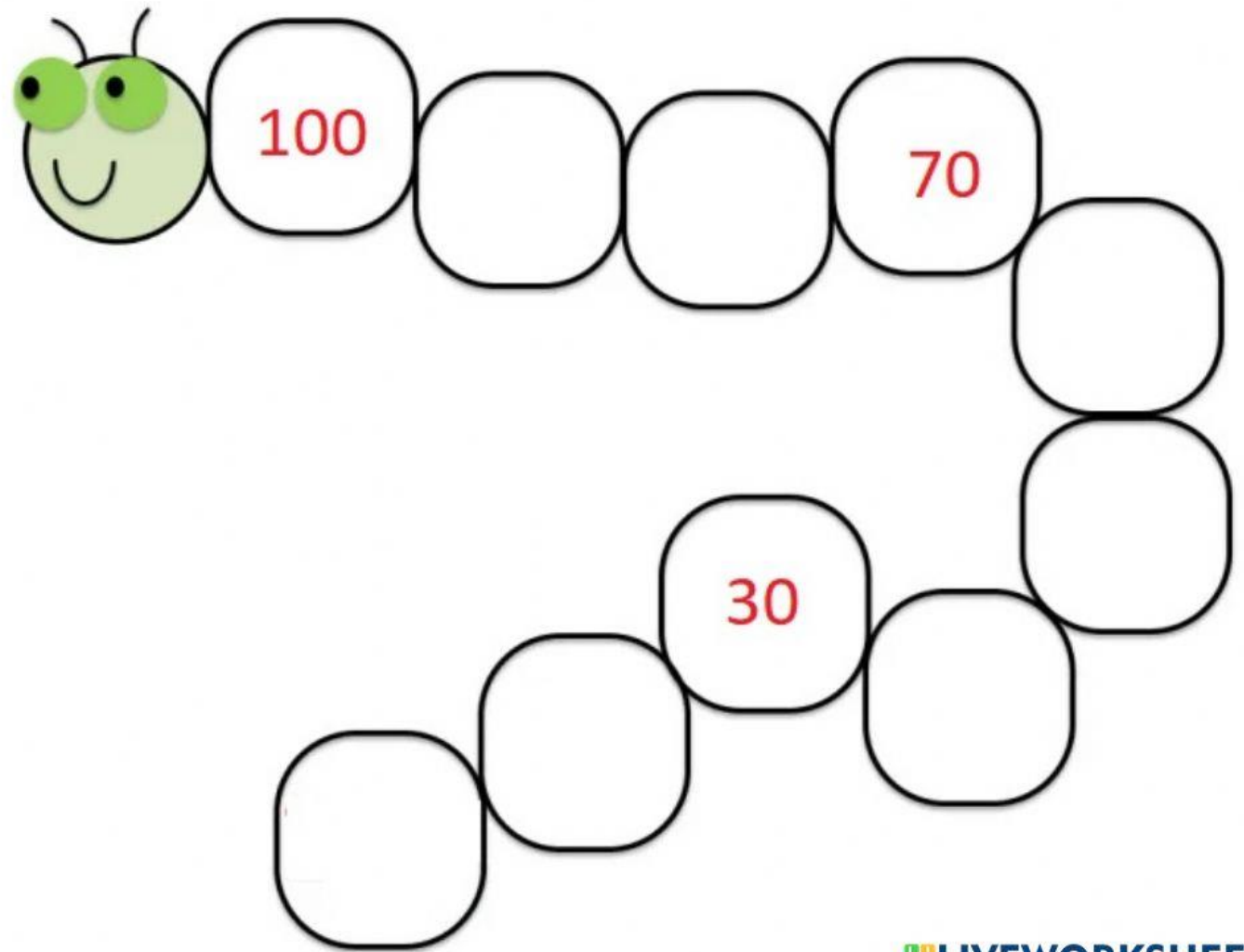
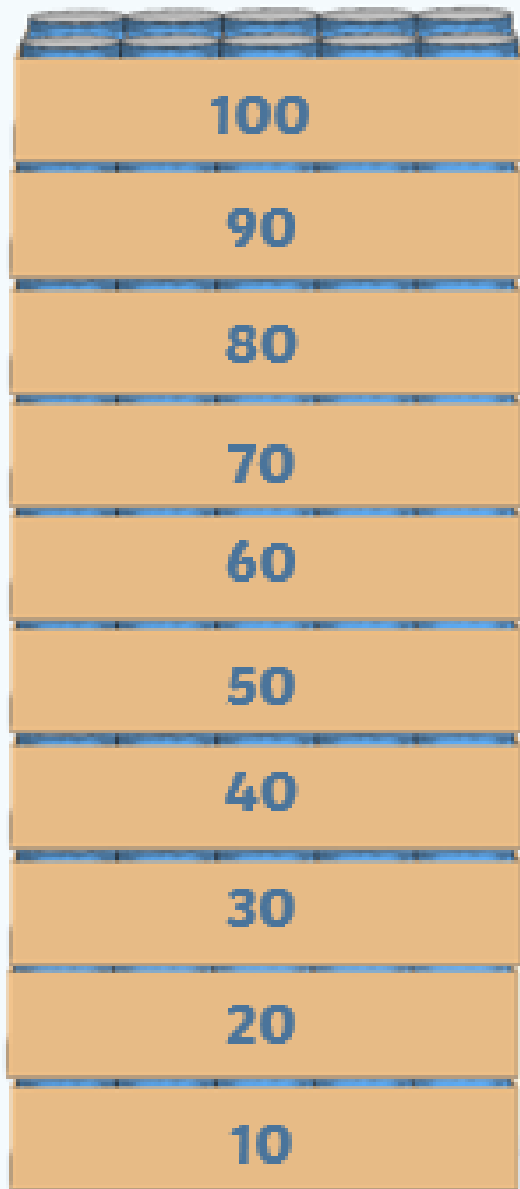
Definition A rope or cord that you hang your clothes on to dry.	Facts <ul style="list-style-type: none">- They are outside- You use pegs to make sure they stay on the clothesline- It helps the clothes dry
Clotheslines	
Examples 	Non-Examples 

Draw a clothesline! Put the word in a sentence if you can.

Definition A large, open area attached to a house.	Facts <ul style="list-style-type: none">- It has a roof and a railing- It is attached to the outside of the house.- It is on the bottom level of a house
Veranda	
Examples 	Non-Examples 

Draw a veranda! Put the word in a sentence if you can.

Tuesday Maths: Count backwards by 10s from 100. Practise at least 3 times. Then fill in the missing numbers on the caterpillar.



Tuesday Maths: There are 10 blue dots in the ten frame. Count on using the green dots to find how many altogether.

●	●	●	●	●
●	●	●	●	●

●	●	●	●	●

10

+

=

●	●	●	●	●
●	●	●	●	●

●	●	●	●	●
●	●	●	●	

+

=

●	●	●	●	●
●	●	●	●	●

●	●	●		

+

=

●	●	●	●	●
●	●	●	●	●

●	●	●	●	●
●				

+

=

●	●	●	●	●
●	●	●	●	●

●	●	●	●	●
●	●	●		

+

=

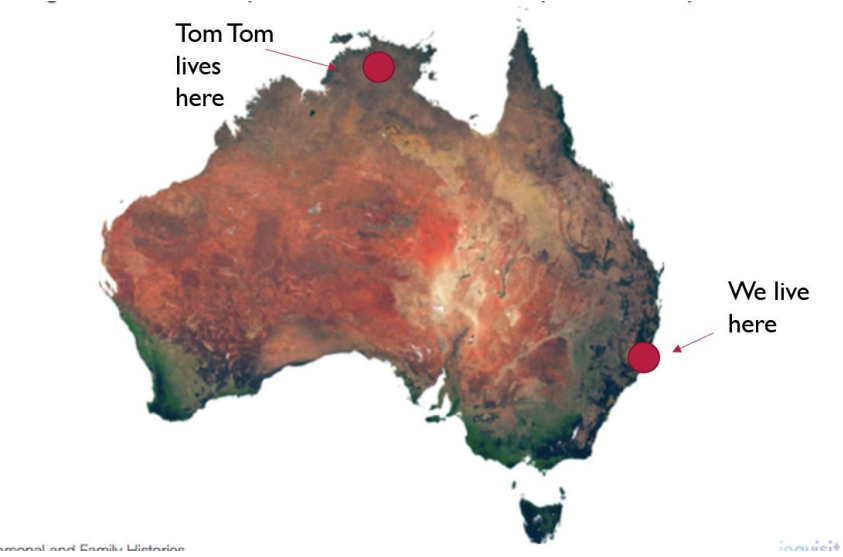
●	●	●	●	●
●	●	●	●	●

●	●			

+

=

Tuesday History:




Draw a picture of what you like to do	Draw a picture of what Tom Tom likes to do

Wednesday: Phonemic Awareness

Blend the phonemes together. What new word do you make? Cut, paste and match each picture to the word you made. Practise blending these together when you are finished.

Beginning phoneme	word ending with -et	Paste a matching picture from below
N +	et	
J +	et	
V +	et	
W +	et	

Cut these pictures out and glue them in the right box above.



Wednesday Writing

Listen to the song 'Home Among the Gum Tree'

Draw a picture and write a sentence about your favourite part of the song, using the conjunction 'because'.



Wednesday: Maths

We are learning to identify numbers.

Say the numbers below to a family member.

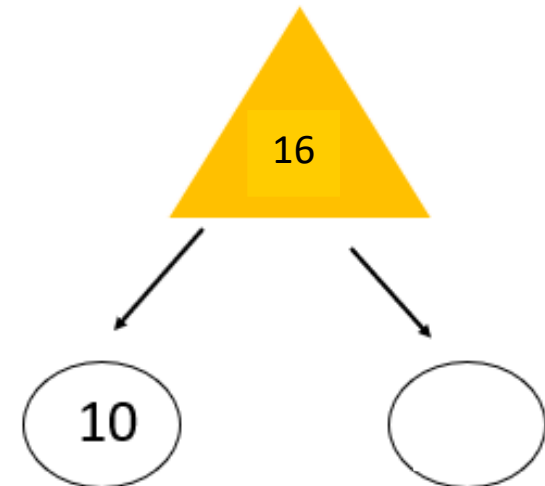
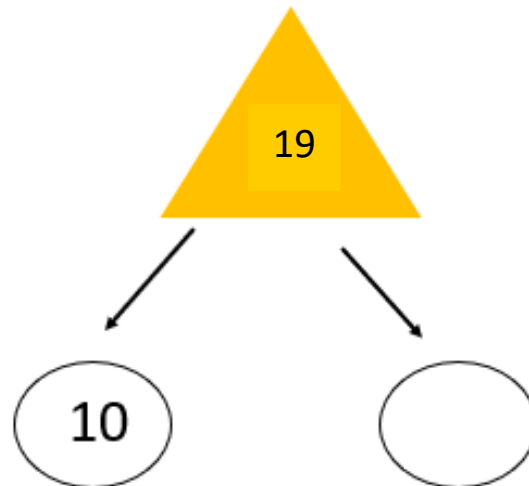
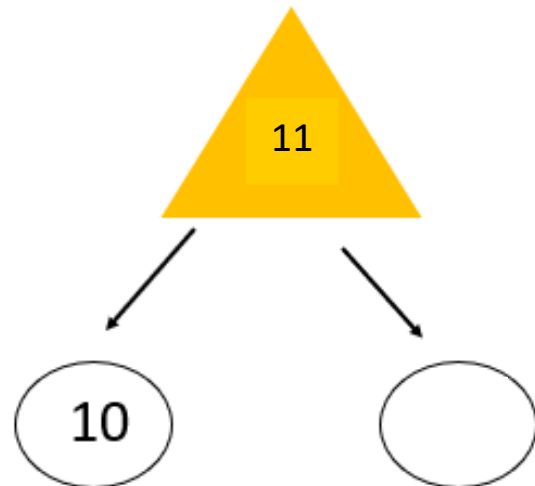
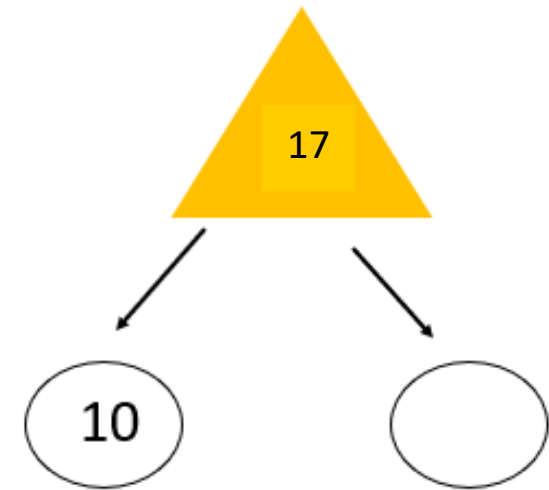
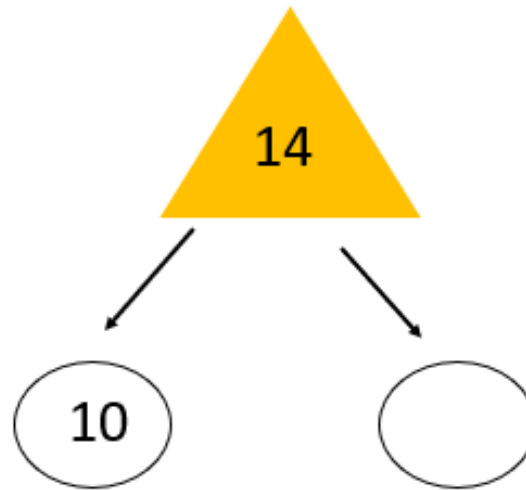
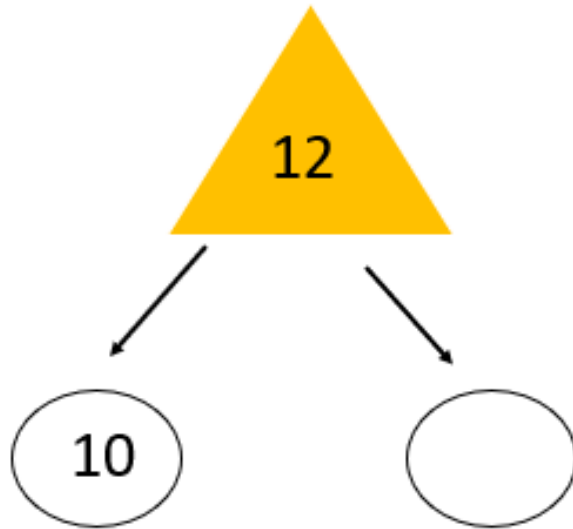
1	2	3	4	5	6
7	8	9	10	11	12
13	14	15	16	17	18
19	20	21	22	23	24
25	26	27	28	29	30

40	50	60	70	80	90	100
----	----	----	----	----	----	-----

Wednesday: maths

We are learning to make number combinations for numbers to 20.

How many ways can you make the number 12. Complete the worksheet below.



Wellbeing Wednesdays

Take the afternoon to do some of the fun things below. This is some time just for you!

Go to Smiling Mind and complete an activity



Do some sidewalk art using chalk



Build a Fort and have a nap inside



Play a board game with your family



Listen to the 'What If World' Podcast for some amazing stories




Build a Fairy Garden outside using leaves, sticks and rocks



Build a MUD Village outside by adding water to some dirt. Get dirty!



Start a passion project. What is something you really want to learn about? A musician, a type of art, outer space, a celebrity? Do some research.....read, watch videos, investigate! How will you show your learning?




Thursday: Phonemic Awareness

Blend the phonemes together. What new word do you make? Cut, paste and match each picture to the word you made. Practise blending these together when you are finished.

Beginning phoneme	word ending with -at	Paste a matching picture from below
b +	at	
s +	at	
h +	at	
m +	at	

Cut these pictures out and glue them in the right box above.



Circle the nouns, verbs, and adjectives in the song.

Circle all the nouns in **yellow**. A noun is a person, animal, place, or thing. E.g., Possums

Circle all the verbs in **green**. A verb is a doing word. E.g., cooking

Circle all the adjectives in **red**. An adjective is a describing word. E.g., old





Kookaburra Sits in the Old Gum Tree

Kookaburra sits in the old gum tree,
Merry merry king of the bush is he.
Laugh, Kookaburra, laugh, Kookaburra,
Gay your life must be!






Kookaburra sits in the old gum tree,
Eating all the gumdrops he can see.
Stop Kookaburra, stop Kookaburra
Save some there for me!

Kookaburra sits in the old gum tree,
Counting all the monkeys he can see.
Laugh Kookaburra, laugh Kookaburra
That's not a monkey, that's me!

Read the table to learn about the words from the song.

Definition	Facts
Feeling very happy or cheerful	- It is an old-fashioned word for 'happy'
Merry merry	
Examples	Non-Examples
 	 



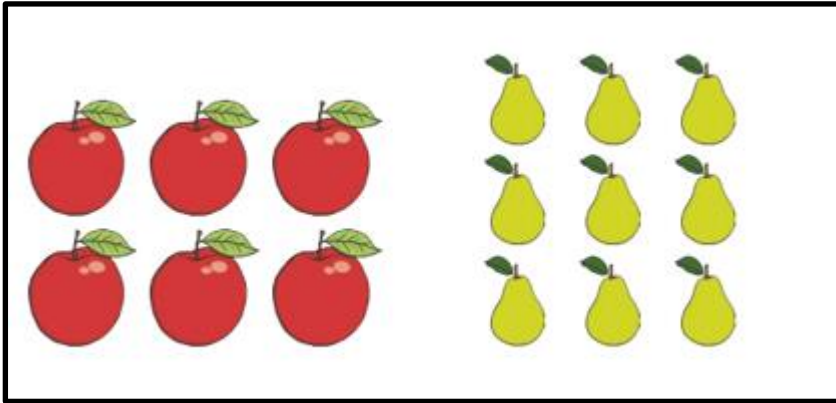
Draw a picture of someone who is merry merry. Put the word in a sentence if you can.

Definition	Facts
A type of tree	<ul style="list-style-type: none"> - Also called a Eucalyptus tree - Lots of animals live in them such as koalas and possums - The trees are found all around Australia
Gum Tree	
Examples	Non-Examples
  	 

Draw a picture of a gum tree. Put the word in a sentence if you can.

Thursday: maths



Circle the group that is the largest in each set.



Thursday: Maths


Find objects that are heavier than a pencil.

Draw your findings in the boxes






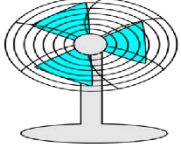

Thursday Art:

Use the Boab Tree Template to colour and design your own Boab Tree.



Friday: Phonemic Awareness

Look at the picture clue in each box. Can you think of the beginning phoneme for each picture? Cut and glue the letter it starts with and blend it with – an. What word do you make? Practise blending these together when you are finished. The first one is done for you.

Picture clue	Beginning phoneme	- an Word family	Say and write the word
	r	r- an	ran
			
			
			
			

v	r	c	p	f
---	---	---	---	---


Friday Writing

Listen to the song 'Kookaburra Sits in the Old Gum Tree'

Draw a picture and write a sentence about your favourite part of the song, using the conjunction 'because'.




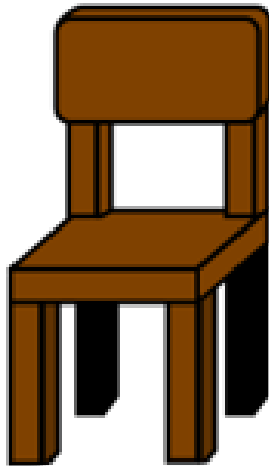


Cut out the numbers and place them in order from smallest to largest



Friday: Maths


Find objects that are lighter than a chair.

Draw your findings in the box.



Friday PDHPE

Draw a picture of yourself kicking a ball outside.



Decodable text



I print a map.
I pick a spot.



I pack a sack:
a cap, a map,
a pick, a drink.



I sprint the track.




I tip the sack.



I hack a pit. Hack,
hack, hack, hack!



Crack, crack, crack!



In the pit is a nest.
"Pip, pip, pip."